

Remote Operation Instructions

HART Communicator 275
Asset Management Solutions (AMS)
Process Device Manager (PDM)



IFC040



1	General Information	3
2	IDs and Revision numbers	3
3	Implementation Peculiarities	3
4	HART Communicator 275 (HC275)	3
4.1	Installation	3
4.2	Operating	3
5	Asset Management Solutions (AMS)	4
5.1	Installation	4
5.2	Operating	4
6	Process Device Management (PDM)	4
6.1	Installation	4
6.2	Operating	4

1 General Information

The IFC040 is a two-wire transmitter with 4...20mA current output and HART® capability.

General Characteristics of the IFC040 HART® interface:

- Multidrop Mode is supported
- Burst Mode is not supported

Electrical connection: Refer to sections 2.1, 2.2 of the "Installation and Operating Instructions. ALTOFLUX 2W IFM 4042 K. Electromagnetic flowmeters", Feb. 2001.

2 IDs and Revision numbers

The HART Device Descriptions described in this document have the following IDs and revision numbers:

Manufacturer ID:	69 (0x45)
Device Type:	233 (0xE9)
HART module :	3.18748.0400
Device Revision:	2
DD Revision:	1
HART Universal Revision:	5
HC 275 OS Revision:	≥ 4.9
AMS Version:	≥ 5.0
PDM Version:	≥ 5.1+SP2

3 Implementation Peculiarities

Transmitter

- Only subsets of device configuration parameters and dynamic data are involved in HART transactions, i.e. can be handled from remote hosts. For details refer to the "Transmitter-Specific Command Specification".
- Write protection is not applicable to device.

4 HART Communicator 275 (HC275)

4.1 Installation

The HC275 has to be programmed with the IFC040 HART Device Description. Otherwise the HC275 user will work with the instrument as a generic one thus losing opportunity for entire instrument control.

4.2 Operating

Refer to the IFC040 Menu Tree HC275 (Attachment A).

The IFC040 operation via HC275 is made quite close to the manual instrument control via keypad.

The online help of each parameter contains its function number as a reference to the device's local display and the "Installation and Operating Instructions".

While storing data in HC275 from connected instrument, the difference between "standard configuration" of HC275 and its "full configuration" consists in some read-only parameters (sensor limits, device modules' IDs, etc.) that are either transferred to AMS ("full configuration") or are shown on AMS tabs as empty fields ("standard configuration"). Clear the latter corresponds to situation when HC275 ⇒ AMS configurations' transfer is undertaken.

5 Asset Management Solutions (AMS)

5.1 Installation

If the IFC040 Device Description is not already installed on the AMS System a so called *Installation Kit IFC040 HART* AMS is needed (available on floppy disk from KROHNE or as download from KROHNE Internet page).

For installing the DD with the Installation Kit refer to the “*AMS User's Guide*” section 3: “*Managing HART Devices*” / “*Adding new Device Types to AMS*” / “*Install Device Types Manually*”.

5.2 Operating

Refer to the IFC040 Menu Tree AMS (Attachment B).

Due to AMS requirements and conventions the IFC040 operation differs a little from operation with HC275 and via local keypad.

The online help of each parameter contains its function number as a reference to the device's local display and the “Installation and Operating Instructions”.

Due to implementation peculiarities (refer to section 3, DDL) after the “Configuration Properties...” view is open, its ‘Process Input’ tab has empty fields for format specifiers (also local DDL variables). That is normal: AMS does not initialize the local variables, their default values are used after downloading.

6 Process Device Management (PDM)

6.1 Installation

If the IFC040 Device Description is not already installed on the PDM System a so called *Device Install* is needed (available on floppy disk from KROHNE or as download from KROHNE Internet page).

Before installing the DD with the Installation Kit, please read the “*readme.txt*”, which is also contained in the Device Install.

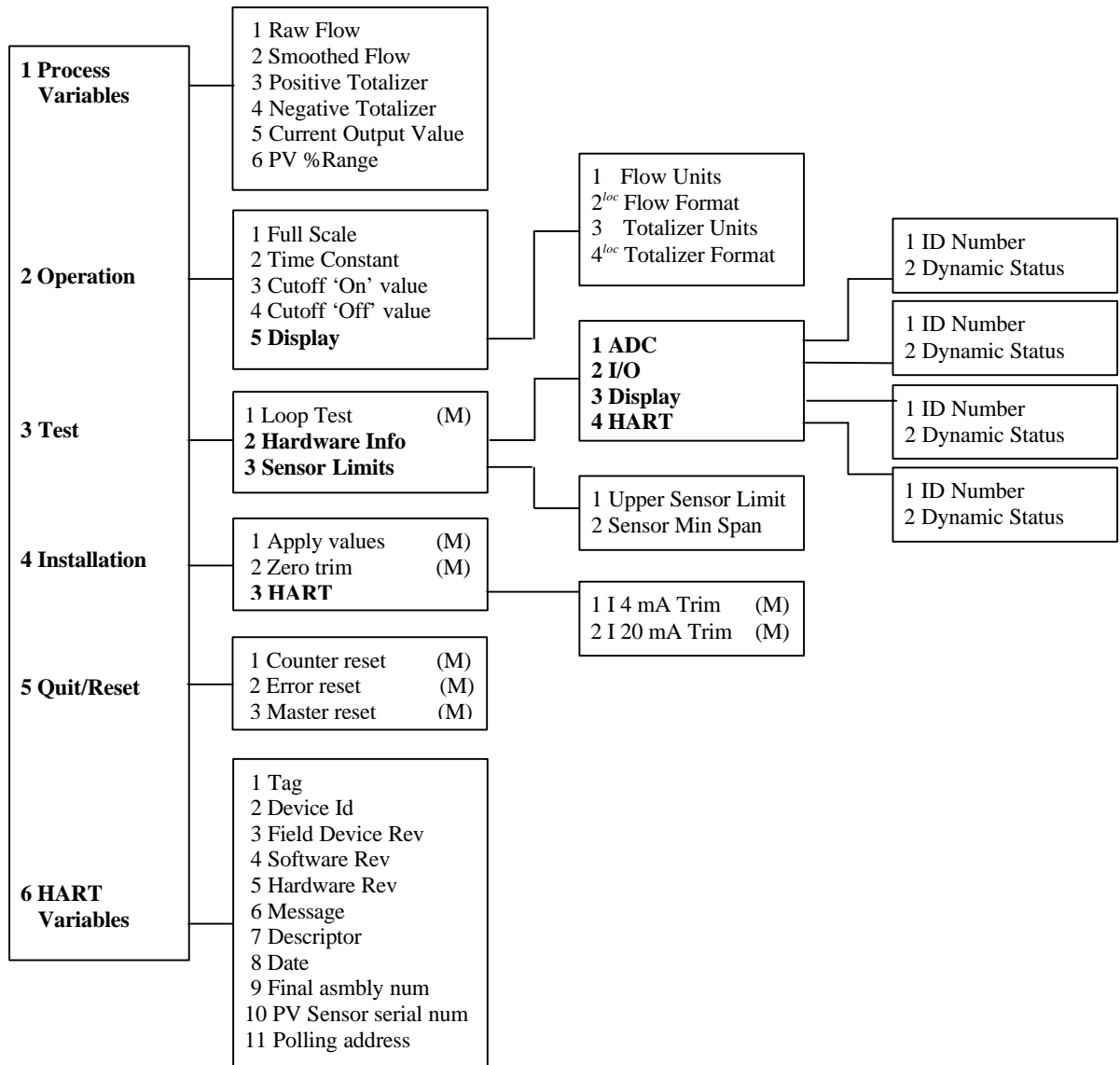
6.2 Operating

Refer to the IFC040 Menu Tree PDM (Attachment C-E).

Due to PDM requirements and conventions the IFC040 operation differs a little from operation with HC275 and via local keypad.

The online help of each parameter contains its function number as a reference to the device's local display and the “Installation and Operating Instructions”.

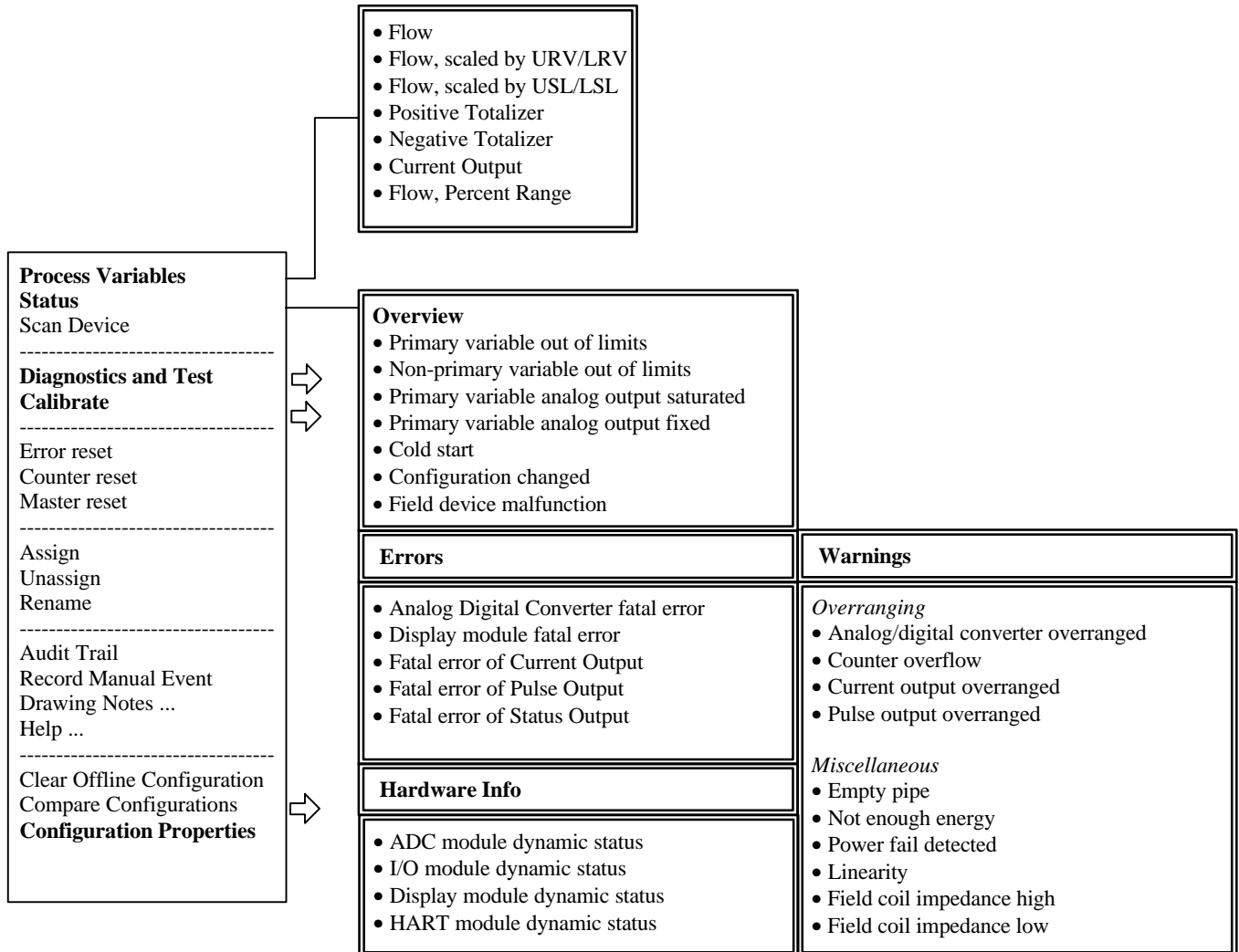
IFC040 Menu Tree HC275



Designations:

^{loc} – Local HC275 variable, that is not read/written to instrument;
(M) – Method is invoked to retrieve/change data.

IFC040 Menu Tree AMS



Designations:

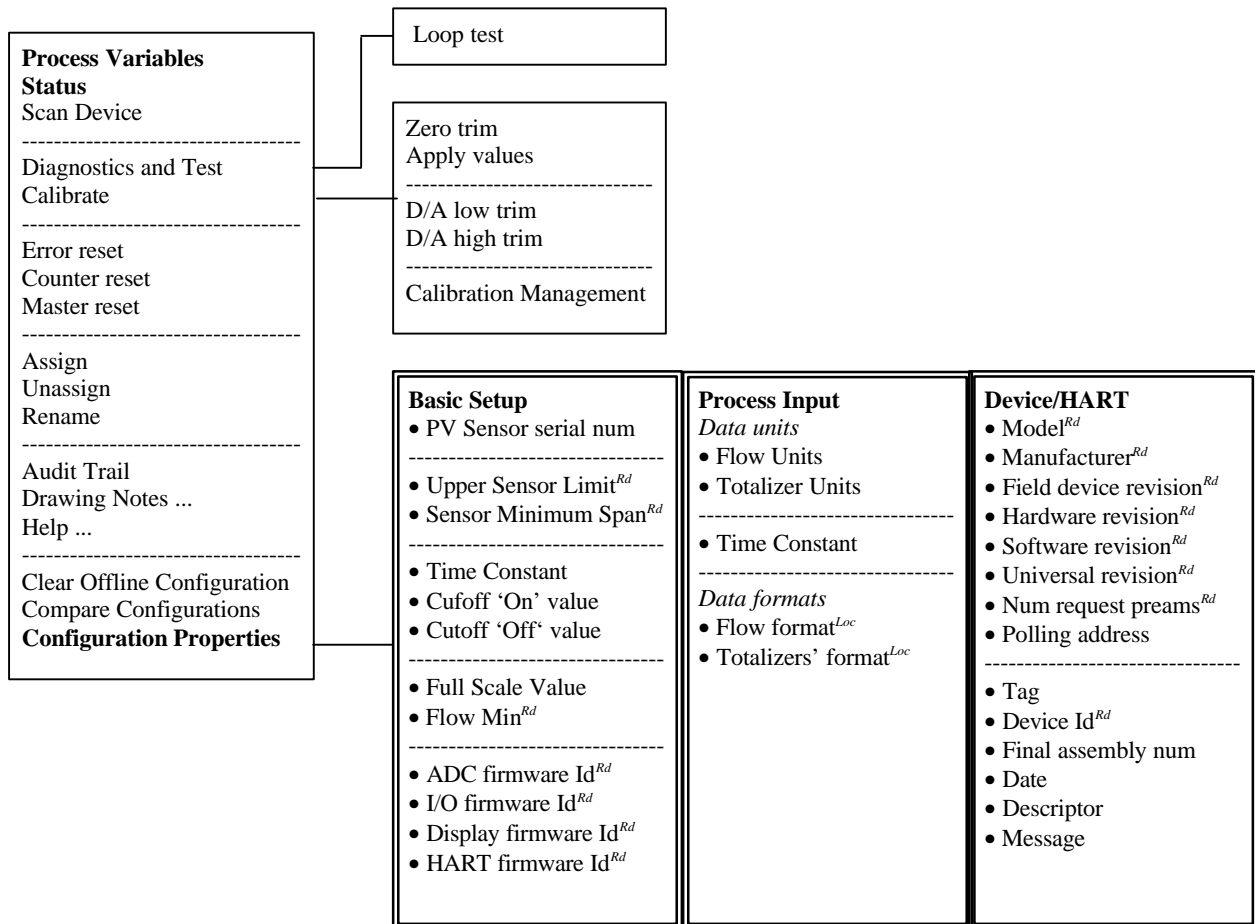
⇒ – refer to the next page.

IFC040 Menu Tree AMS

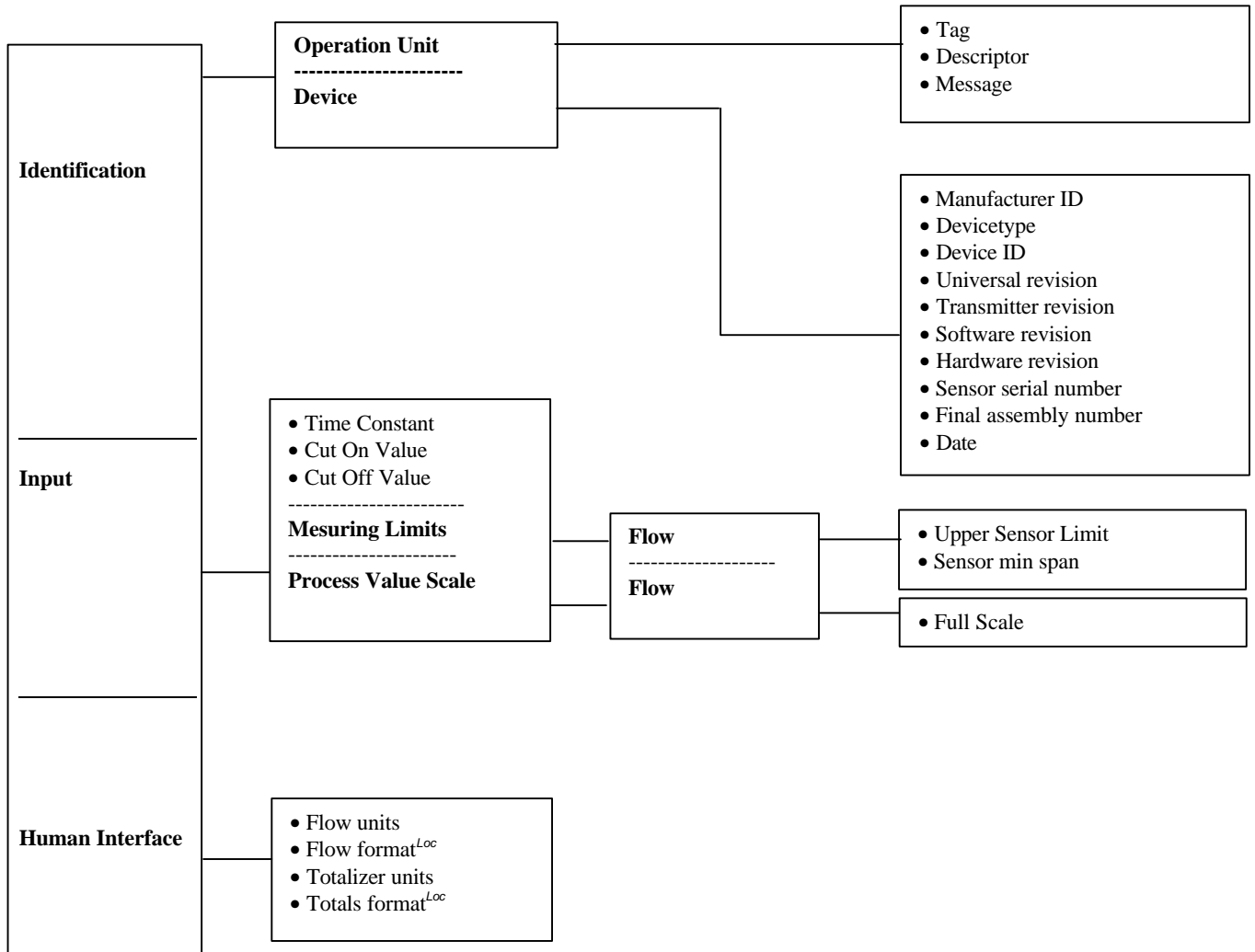
Designations:

Rd – Read-only variable;

^{Loc} – Local AMS variable, affects only AMS faceplates and configuration tabs and is not read/written from/to instrument.

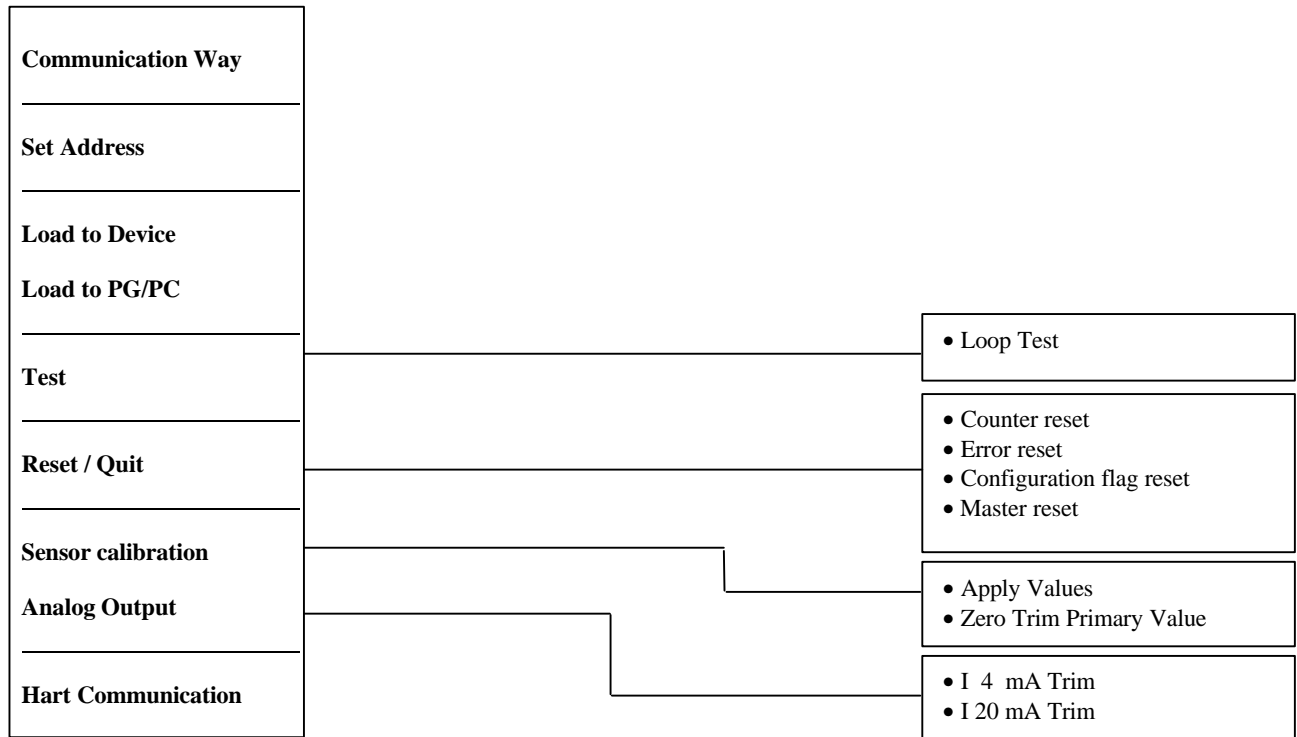


IFC040 Menu Tree PDM



Attachment D

IFC040 Menu Device



Attachment E

IFC040 Menu View

